

COMMUNITY HOMELESSNESS REPORT SUMMARY

Designated Community: City of Belleville

2021-2022

Collaboration between Indigenous and Non-Indigenous Partners

Specific to the implementation of Coordinated Access and an HMIS, has there been collaboration between the Designated Community (DC) Community Entity (CE) and local Indigenous organizations?

Yes

Describe how this collaboration was done and how it affected the implementation of Coordinated Access and/or the HMIS. How will it be strengthened in the future?

In March 2021 Indigenous Stakeholders Integrated Coordinated Access (ICA) information and discussion session, which was attended by 10 local Indigenous community members and service providers. This event confirmed the need for leadership of an Indigenous engagement pathway by someone who has knowledge and relationships and credibility with local Indigenous communities to ensure the Integrated Coordinated Access (ICA) system is designed with the meaningful participation of Indigenous community members. As of June 2021, the Integrated Coordinated Access (ICA) project team sub-contracted Waaseyaa Consulting, to lead this Indigenous engagement and co-design process. Over the coming year Hastings County plans on reviewing the recommendations provided in Ethics First: Action Based Recommendations to County Indigenous Homelessness in Hastings County. In partnership with our Indigenous Communities we will implement coordinated access in a way that respects Indigenous autonomy and the right to self-determination. The recommendations from the Consultants report will be fully explored to "fulfill the spirit of Treaty and reconciliation and the right of Indigenous nations to self-determination". Further, Hastings County invited collaboration during the 2021 enumeration/point-in-time count with Indigenous partners from Mohawks of the Bay of Quinte, and Algonquin Nation contacts in Bancroft.

Specific to the implementation of Coordinated Access and an HMIS, has there been collaboration between the DC CE and the Indigenous Homelessness (IH) CE and/or Community Advisory Board (CAB), where applicable?

Not applicable



With respect to the completion of the Community Homelessness Report (CHR), was there collaboration between local Indigenous and non-Indigenous organizations and, where applicable, the IH CE and/or CAB?	No
Describe the efforts that were taken to collaborate and specific plans to ensure it occurs during next year's CHR process.	
<p>Hastings County continues to develop relationships with Indigenous organizations through community engagement, participation in consulting that remains underway. The CHR was informed by the consultant report undertaken that is exploring how we can implement our Coordinated Access System in a way that respects Indigenous autonomy and the right to self-determination. Through this we will continue to build partnerships and work in collaboration with our Indigenous partners to address homelessness. Hastings County remains committed to developing these relationships in order to form future CHR submissions.</p>	

Does your community have a separate IH CAB?	No

Coordinated Access and Homelessness Management Information System (HMIS) Self-Assessment

Summary Tables

The table below provides a summary of the work your community has done so far to meet the Reaching Home minimum requirements for Coordinated Access and an HMIS.

	Met	Started	Not Yet Started
Number of minimum requirements	5	13	0

The table below shows the percentage of minimum requirements completed for each core Coordinated Access component.

Governance	HMIS	Access Points to Service	Triage and Assessment	Coordinated Access Resource Inventory	Vacancy Matching and Referral
33%	50%	33%	50%	0%	0%

Summary Comment

Are there particular efforts and/or issues that you would like to highlight for this reporting period related to your community's work to achieve the Reaching Home minimum requirements? In particular, please include an update about your community's efforts to set-up, sustain and/or improve the Coordinated Access system and use of an HMIS.

Hastings County continues our collaborative work with Bridge Street United Church related to the Implementation of Coordinated Access and Hastings County has now appointed a transformation lead for the roll out of the ICA system. A staff team are in the midst of completing the HIFIS training through Acre Consulting as well (5 staff). HIFIS will be rolled out as soon as possible and much work with our IT dept has commenced as well. Bridge Street United Church has completed an executive summary and recommendations document which will be the guide for the new transformation lead to officially roll out and implement coordinated access.

Outcomes-Based Approach Self-Assessment

Where does data for the List come from?

- Excel
- HIFIS
- Other HMIS
- Other data source(s)
- Not applicable – Do not have a List yet

In the future, will data from the community's HMIS (either HIFIS or an existing, equivalent system) be used to get data for the List?

Yes

Optional question: How does data from the List compare to other community-level data sources that are considered reliable? This is an optional follow-up question for communities that have completed the “CHR Community-Level Data Comparisons”.

Community did not complete this optional question.

Summary Table

The table below provides a summary of the work your community has done so far to transition to an outcomes-based approach under Reaching Home.

Step 1: Has a List	Step 2: Has a real-time List	Step 3: Has a comprehensive List	Step 4:	
			Can report annual outcome data (mandatory)	Can report monthly outcome data (optional)
Yes	Yes	Yes	Yes	Yes

Summary Comment

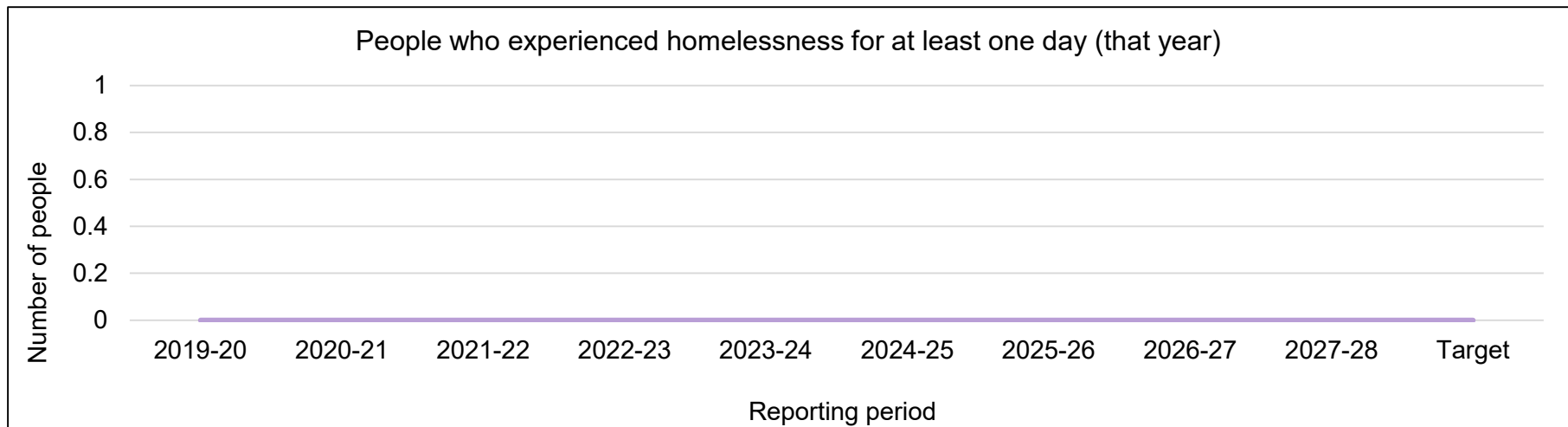
Are there particular efforts and/or issues that you would like to highlight for this reporting period related to your community's work to transition to an outcomes-based approach under Reaching Home?

In addition to the required list we also keep data on encampments, hot spots for homelessness so our Community Response Team can attend and provide services and discuss the BNL. We have several plans in the coming months, led by the new transformation lead to fully implement coordinated access, start using HIFIS and "use" the data to better support our vulnerable population.

Community-Level Core Outcomes – Annual Data Reporting

Outcome #1: Fewer people experience homelessness (homelessness is reduced overall)

	2019-20	2020-21	2021-22	2022-23	2023-24	2024-25	2025-26	2026-27	2027-28	Target
People who experienced homelessness for at least one day (that year)			N/A	-	-	-	-	-	-	N/A

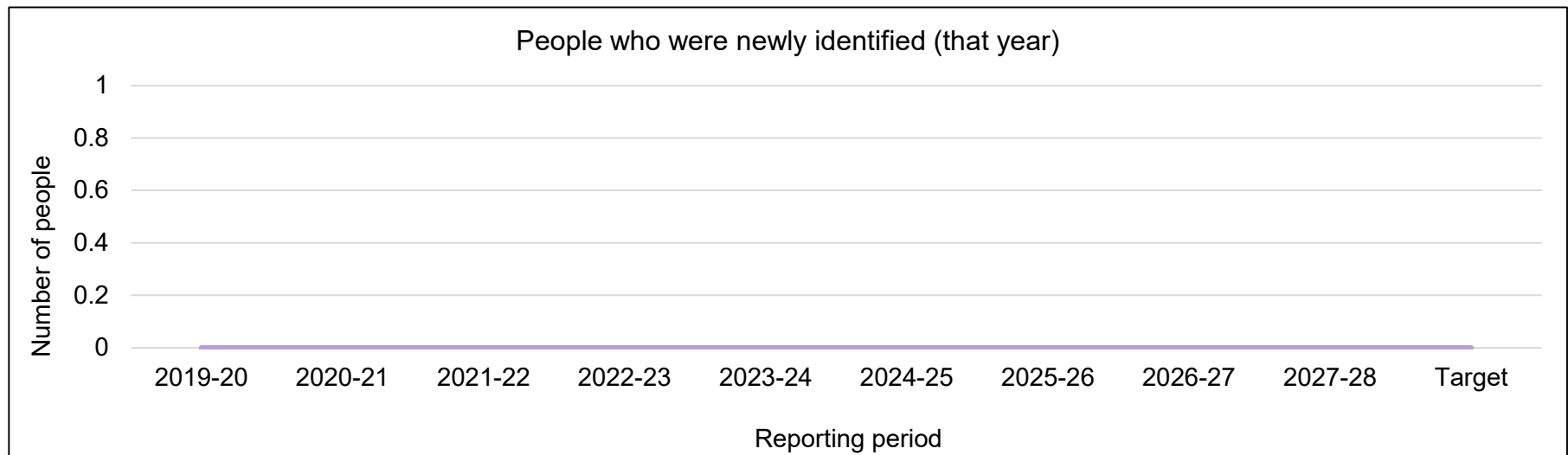


Have you changed any data as submitted in a previous CHR for Outcome #1? If yes, in the comment below please describe what was changed and why?

Although we have had a list since April 1, 2021 we are unable to report annual data at this time, but will do so in the future using HIFIS data.

Outcome #2: Fewer people were newly identified (new inflows to homelessness are reduced)

	2019-20	2020-21	2021-22	2022-23	2023-24	2024-25	2025-26	2026-27	2027-28	Target
People who were newly identified (that year)			N/A	-	-	-	-	-	-	N/A

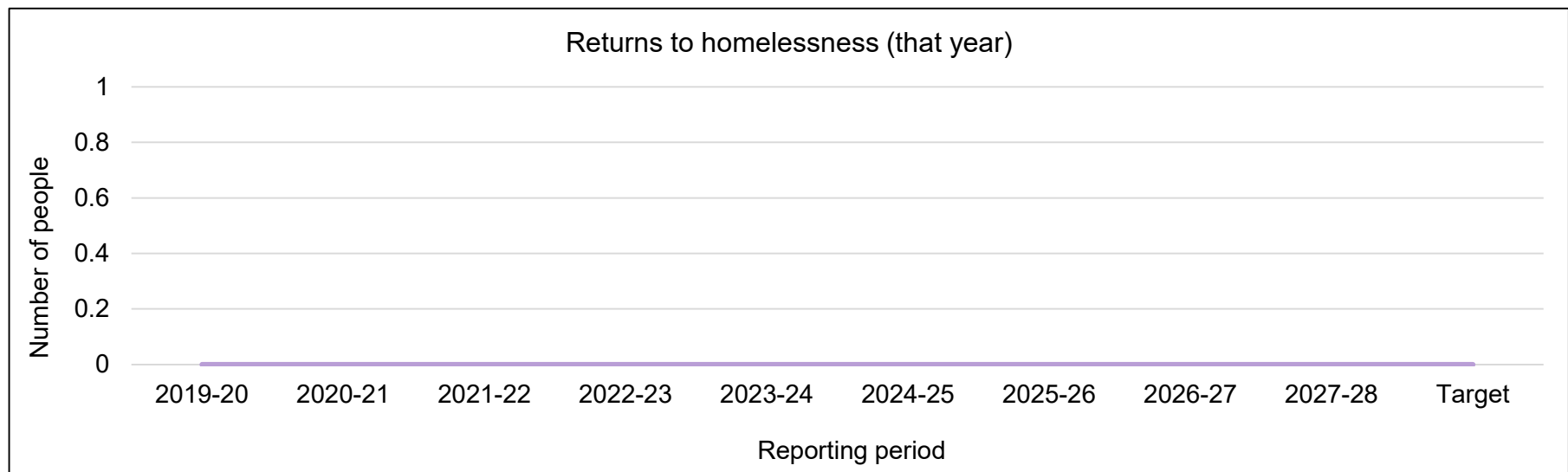


Have you changed any data as submitted in a previous CHR for Outcome #1? If yes, in the comment below please describe what was changed and why?

Although we have had a list since April 1, 2021 we are unable to report annual data at this time, but will do so in the future using HIFIS data.

Outcome #3: Fewer people return to homelessness (returns to homelessness are reduced)

	2019-20	2020-21	2021-22	2022-23	2023-24	2024-25	2025-26	2026-27	2027-28	Target
Returns to homelessness (that year)			N/A	-	-	-	-	-	-	N/A

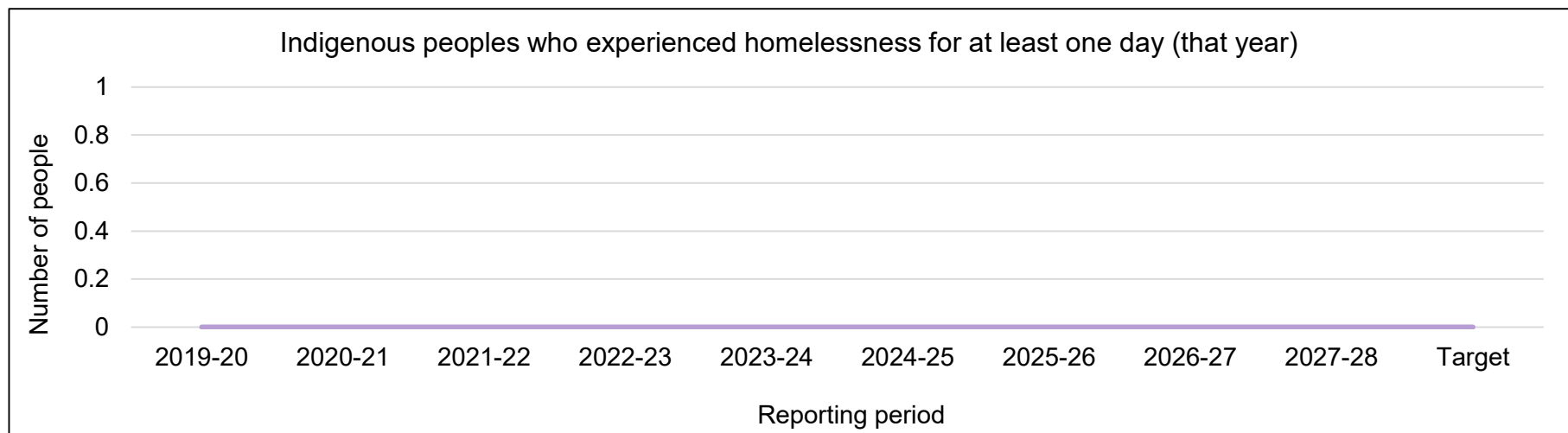


Have you changed any data as submitted in a previous CHR for Outcome #3? If yes, in the comment below please describe what was changed and why?

Although we have had a list since April 1, 2021 we are unable to report annual data at this time, but will do so in the future using HIFIS data.

Outcome #4: Fewer Indigenous peoples experience homelessness (Indigenous homelessness is reduced)

	2019-20	2020-21	2021-22	2022-23	2023-24	2024-25	2025-26	2026-27	2027-28	Target
Indigenous peoples who experienced homelessness for at least one day (that year)			N/A	-	-	-	-	-	-	N/A

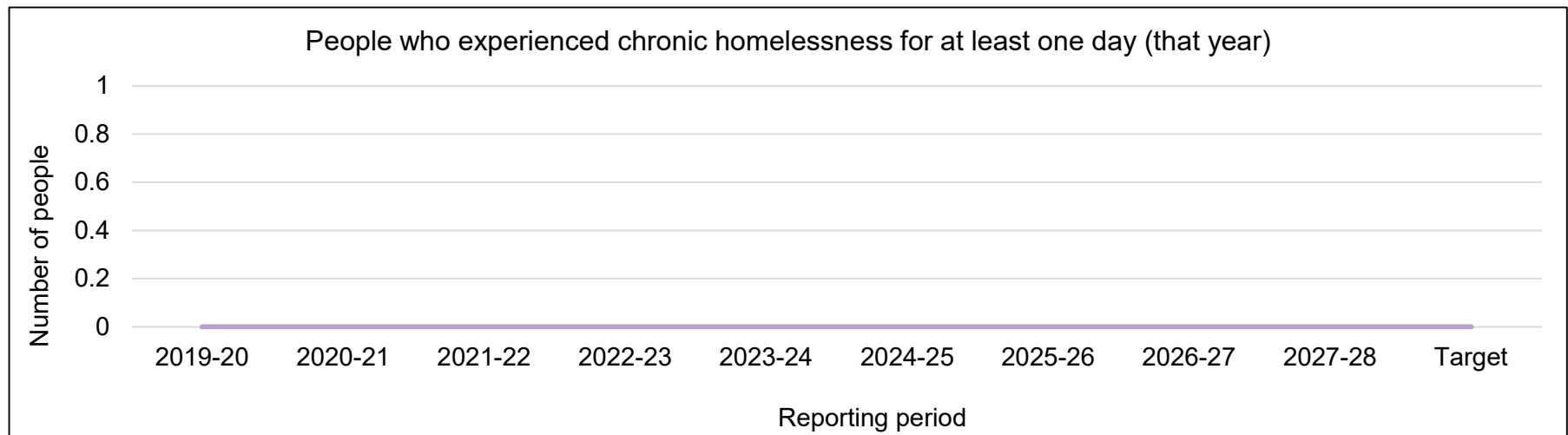


Have you changed any data as submitted in a previous CHR for Outcome #4? If yes, in the comment below please describe what was changed and why?

Although we have had a list since April 1, 2021 we are unable to report annual data at this time, but will do so in the future using HIFIS data.

Outcome #5: Fewer people experience chronic homelessness (chronic homelessness is reduced)

	2019-20	2020-21	2021-22	2022-23	2023-24	2024-25	2025-26	2026-27	2027-28	Target
People who experienced chronic homelessness for at least one day (that year)			N/A	-	-	-	-	-	-	N/A



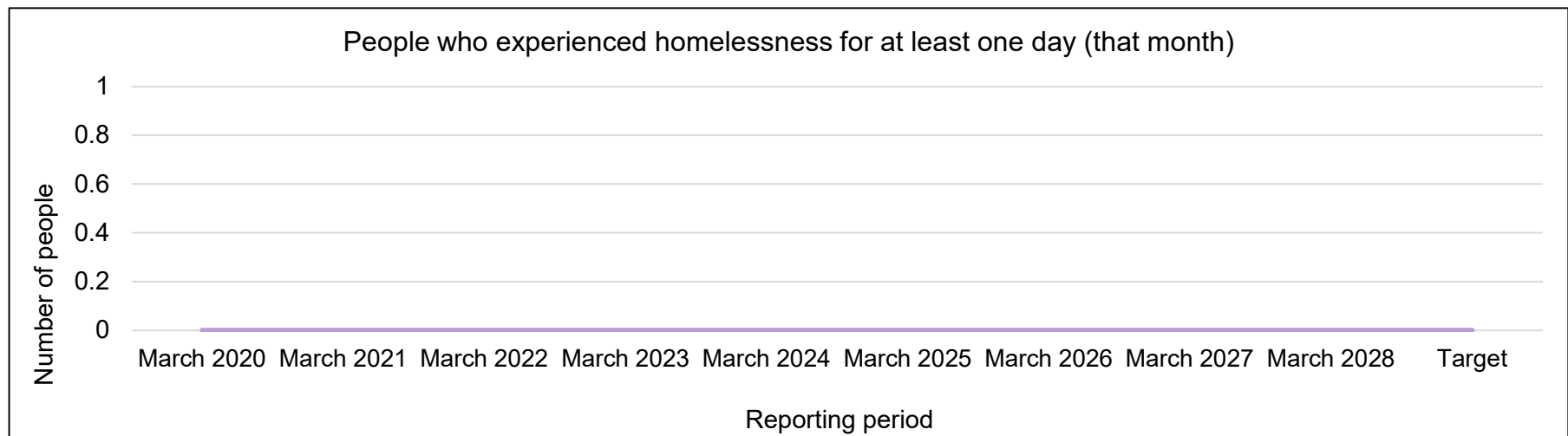
Have you changed any data as submitted in a previous CHR for Outcome #5? If yes, in the comment below please describe what was changed and why?

Although we have had a list since April 1, 2021 we are unable to report annual data at this time, but will do so in the future using HIFIS data. We do endeavor to reduce chronic homelessness in our community.

Community-Level Core Outcomes – Monthly Data Reporting

Outcome #1: Fewer people experience homelessness (homelessness is reduced overall)

	March 2020	March 2021	March 2022	March 2023	March 2024	March 2025	March 2026	March 2027	March 2028	Target
People who experienced homelessness for at least one day (that month)			N/A	-	-	-	-	-	-	N/A

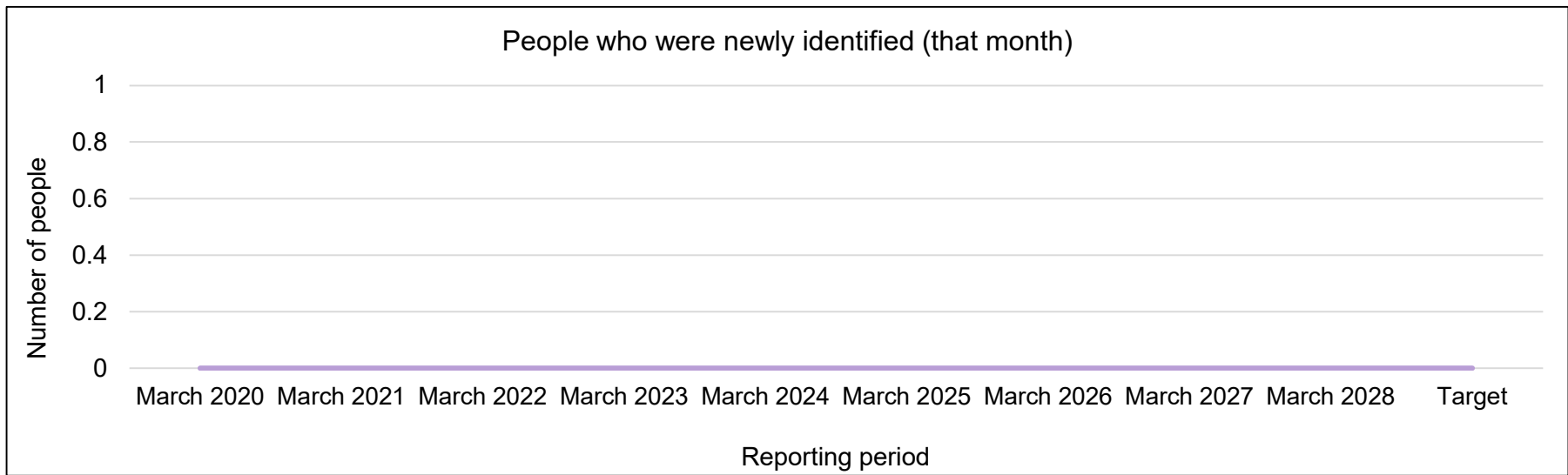


Have you changed any data as submitted in a previous CHR for Outcome #1? If yes, in the comment below please describe what was changed and why?

Although we have had a list since April 1, 2021 we are unable to report monthly data at this time, but will do so in the future using HIFIS data.

Outcome #2: Fewer people were newly identified (new inflows to homelessness are reduced)

	March 2020	March 2021	March 2022	March 2023	March 2024	March 2025	March 2026	March 2027	March 2028	Target
People who were newly identified (that month)			N/A	-	-	-	-	-	-	N/A

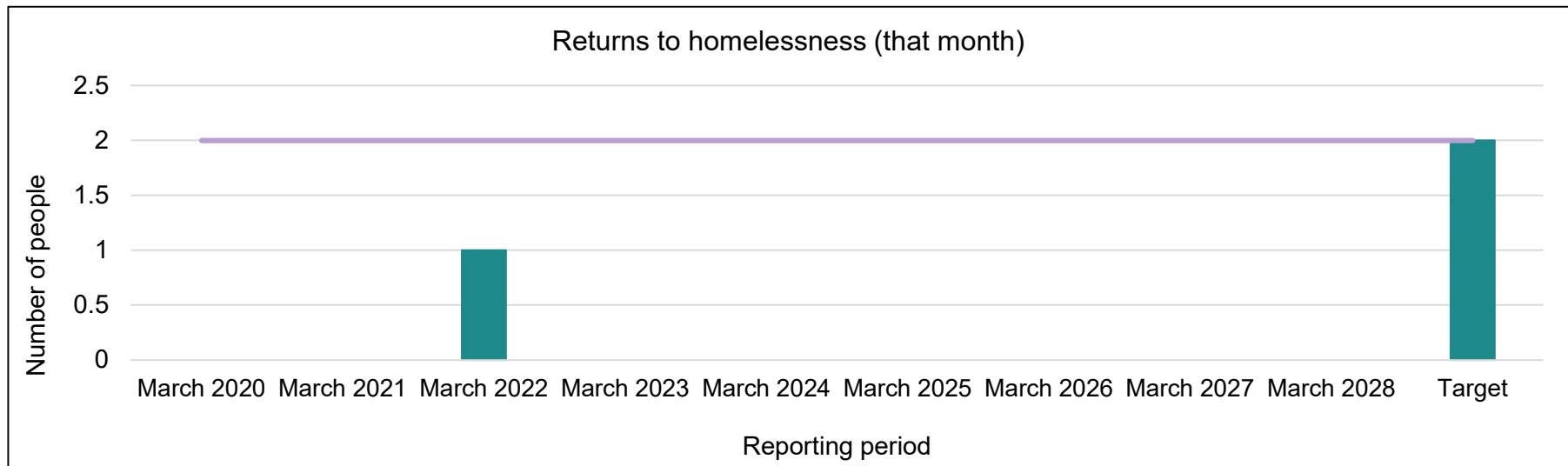


Have you changed any data as submitted in a previous CHR for Outcome #2? If yes, in the comment below please describe what was changed and why?

Outcomes must be recorded as unknown as for the specific time period we were not able to track this data effectively. Again, with our planned HIFIS implementation we have every confidence that we will be able to track outcomes more effectively in the future CHR's.

Outcome #3: Fewer people return to homelessness (returns to homelessness are reduced)

	March 2020	March 2021	March 2022	March 2023	March 2024	March 2025	March 2026	March 2027	March 2028	Target
Returns to homelessness (that month)			1	-	-	-	-	-	-	2

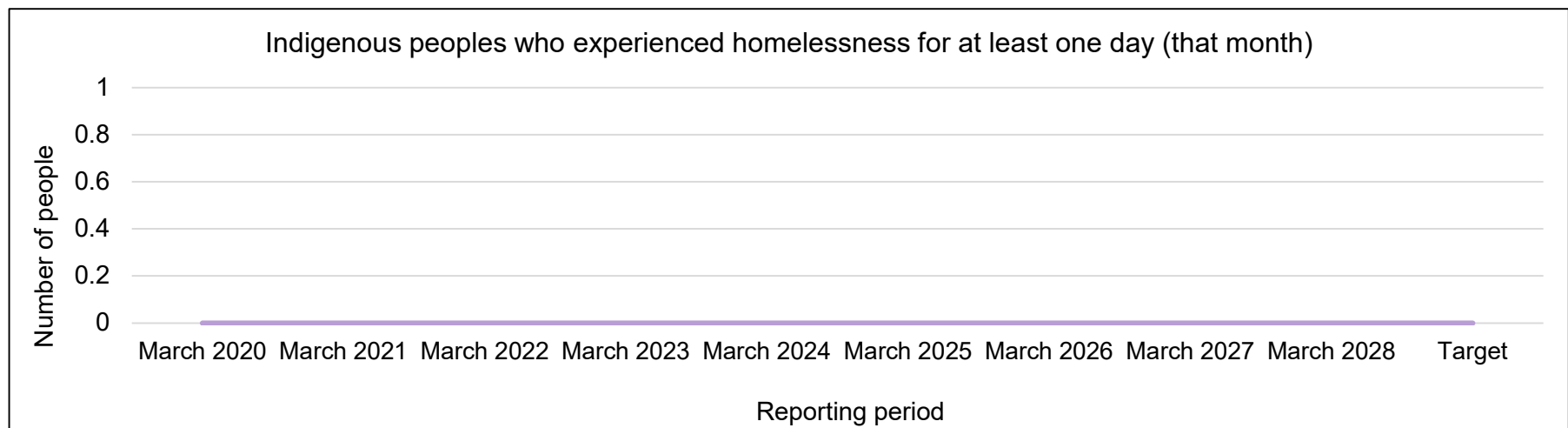


Have you changed any data as submitted in a previous CHR for Outcome #3? If yes, in the comment below please describe what was changed and why?

This is data that we did track through our BNL. Although we have had a list since April 1, 2021 we are unable to report annual data at this time, but will do so in the future using HIFIS data.

Outcome #4: Fewer Indigenous peoples experience homelessness (Indigenous homelessness is reduced)

	March 2020	March 2021	March 2022	March 2023	March 2024	March 2025	March 2026	March 2027	March 2028	Target
Indigenous peoples who experienced homelessness for at least one day (that month)			N/A	-	-	-	-	-	-	N/A

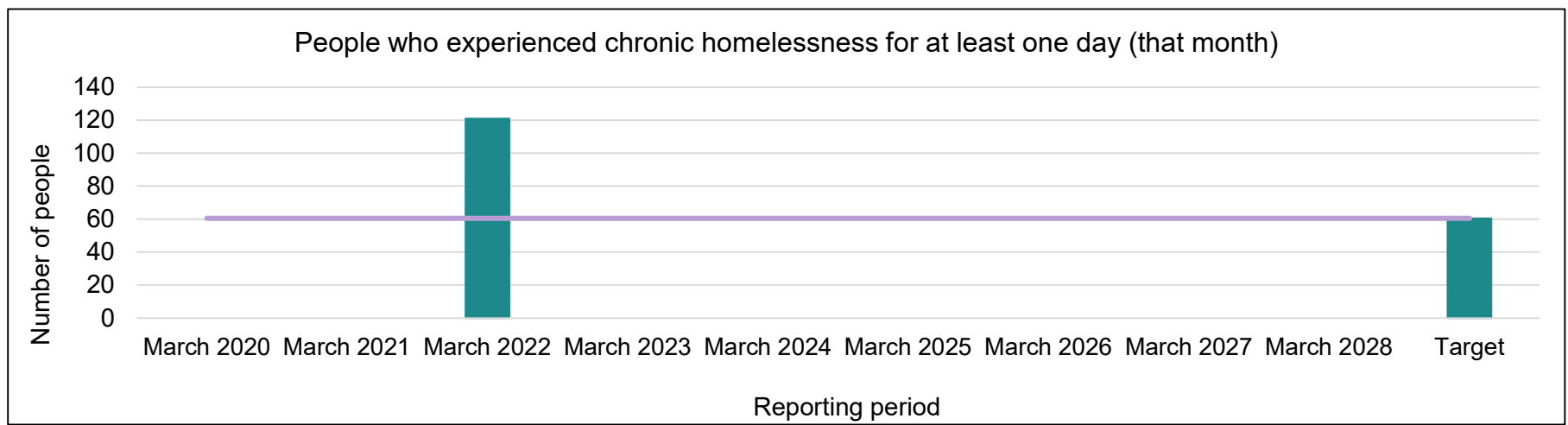


Have you changed any data as submitted in a previous CHR for Outcome #4? If yes, in the comment below please describe what was changed and why?

Although we have had a list since April 1, 2021 we are unable to report monthly data at this time, but will do so in the future using HIFIS data.

Outcome #5: Fewer people experience chronic homelessness (chronic homelessness is reduced)

	March 2020	March 2021	March 2022	March 2023	March 2024	March 2025	March 2026	March 2027	March 2028	Target
People who experienced chronic homelessness for at least one day (that month)			121	-	-	-	-	-	-	60.5



Have you changed any data as submitted in a previous CHR for Outcome #5? If yes, in the comment below please describe what was changed and why?

Although we have had a list since April 1, 2021 we are unable to report annual data at this time, but will do so in the future using HIFIS data.; the number of people from our By-Name list BNL, were infact chronically homeless.